



# Climaxx

**SureWeld**

*After all, Quality does Carry Weight!*

## Aluminium Loading Ramps



Scan for website

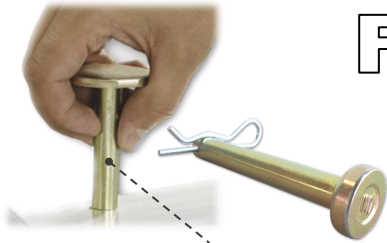
**RUBBER SERIES  
TRACK SERIES  
PT SERIES  
ATV/MOWER SERIES**

**1800 787 005**

**[www.sureweld.com.au](http://www.sureweld.com.au)**

# Climaxx

## Features




Zinc-plated, **steel pins** are provided for holding the Ramps in place.

Alternatively, custom connection methods are also available.



**Compliance Plates** recording the model number, load capacity and serial number ensure traceability and safe work practice.



**"Track Series"** treads are suitable for use with most types of steel and rubber tracks, as well as with pneumatic tyres.



**Connecting plate** provides positive fixing to the bearing surface.

**Hinged connection** is available as an option.



**"Rubber Series"** treads give superior traction, yet a smooth ride for pneumatic tyres and conventional rubber tracks.



**"PT Series"** treads are used where extra width is required and are suitable for use with all-terrain rubber tracks and conventional rubber tracks as well as pneumatic tyres if necessary.

**Tapered sole plates** give a sure footing.

**1800 787 005**



## TRACK SERIES



## RUBBER SERIES



## PT SERIES



## ATV SERIES

## MOWER SERIES



Sureweld Ramps demonstrate exceptional levels of refinement in structure and presentation.

Since the release of Sureweld's first N.A.T.A tested and certified Ramps in the early 1980's the range has been expanded to meet almost any loading requirement in the mini to medium earthmoving industry.

In addition to the large selection of standard models which are available ex-stock, Sureweld also offers the flexibility of custom-built designs which, as with all Sureweld Ramps, have safety factors well above industry expectations.

From practical design and high build quality, right through to meticulous surface finishes, Sureweld Ramps are completed to the highest standard.

All this is coupled with the fundamental objective of achieving the lightest possible Ramp weight for safe handling.

Please see overleaf for more information and specifications.

## Specifications\*

	Model	Capacity/pair	Mass/Ramp	Length	Track Width	Total Width	Ramp Depth
<b>RUBBER SERIES</b>							
<input checked="" type="checkbox"/> Pneumatic Tyres	6/1524R	1500kg	16kg	2.4m	300mm	390mm	90mm
<input checked="" type="checkbox"/> Rubber Tracks	6/1533R	1500kg	22kg	3.3m	350mm	440mm	90mm
<input checked="" type="checkbox"/> <i>Lightweight &amp; Smooth</i>	7/1929R	1900kg	18kg	2.9m	300mm	390mm	90mm
<input checked="" type="checkbox"/> Solid Tyres**	7/3029R	3000kg	24kg	2.9m	300mm	400mm	110mm
<input checked="" type="checkbox"/> Steel Tracks	7/3033R	3000kg	27kg	3.3m	300mm	400mm	110mm
<input checked="" type="checkbox"/> Rubber Pads on steel	7/3635R	3600kg	33kg	3.5m	350mm	450mm	120mm
	7/4040R	4000kg	41kg	4.0m	400mm	510mm	125mm
	7/4536R	4500kg	37kg	3.6m	400mm	510mm	125mm
	7/4833R	4800kg	35kg	3.3m	400mm	510mm	125mm
	7/6036R	6000kg	51kg	3.6m	500mm	600mm	165mm
<b>PT SERIES</b>							
<input checked="" type="checkbox"/> Multi-Terrain Tracks	7/3033PT	3000kg	36kg	3.3m	450mm	550mm	110mm
<input checked="" type="checkbox"/> <i>Additional width</i>	7/3033PTW	3000kg	38kg	3.3m	500mm	600mm	110mm
<input checked="" type="checkbox"/> Pneumatic Tyres	7/3635PT	3600kg	41kg	3.5m	450mm	550mm	120mm
<input checked="" type="checkbox"/> Steel Tracks	7/4536PT	4500kg	46kg	3.6m	500mm	610mm	125mm
	7/4536PTW	4500kg	48kg	3.6m	550mm	660mm	125mm
	7/4833PT	4800kg	42kg	3.3m	500mm	610mm	125mm
	7/6036PT	6000kg	51kg	3.6m	500mm	600mm	165mm
<b>TRACK SERIES</b>							
<input checked="" type="checkbox"/> Steel Tracks	7/3033T	3000kg	33kg	3.3m	350mm	450mm	110mm
<input checked="" type="checkbox"/> Rubber Tracks	7/3635T	3600kg	38kg	3.5m	400mm	500mm	120mm
<input checked="" type="checkbox"/> Rubber Pads on steel	7/4040T	4000kg	47kg	4.0m	400mm	510mm	125mm
<input checked="" type="checkbox"/> Pneumatic Tyres	7/4536T	4500kg	42kg	3.6m	400mm	510mm	125mm
<input checked="" type="checkbox"/> Multi-Terrain Tracks	7/4536TW	4500kg	44kg	3.6m	450mm	560mm	125mm
<input checked="" type="checkbox"/> <i>Smooth on tyres</i>	7/4833T	4800kg	39kg	3.3m	400mm	510mm	125mm
<input checked="" type="checkbox"/> Single-bar Grousers**	7/4833TW	4800kg	41kg	3.3m	450mm	560mm	125mm
	7/6036T	6000kg	52kg	3.6m	500mm	600mm	165mm
	7/7536T	7500kg	57kg	3.6m	500mm	600mm	184mm
	7/9037T	9000kg	74kg	3.7m	500mm	640mm	200mm
	7/11537T	11500kg	88kg	3.7m	500mm	660mm	180mm
<b>ATV SERIES</b>							
<input checked="" type="checkbox"/> Pneumatic Tyres	6/04521ATV	450kg	6kg	2.1m	240mm	275mm	55mm
<input checked="" type="checkbox"/> Rubber Tracks	6/04521ATVF	450kg	6kg	2.1m folding	240mm	275mm	55mm
<b>MOWER SERIES</b>							
<input checked="" type="checkbox"/> As per ATV Series	6/04521LCF	450kg	6kg	2.1m folding	240mm	275mm	55mm

### NOTES:

\*Specifications may be subject to change without notice, as part of ongoing product improvement.

\*\*Custom designs are available to meet these requirements.

Your local dealer is: